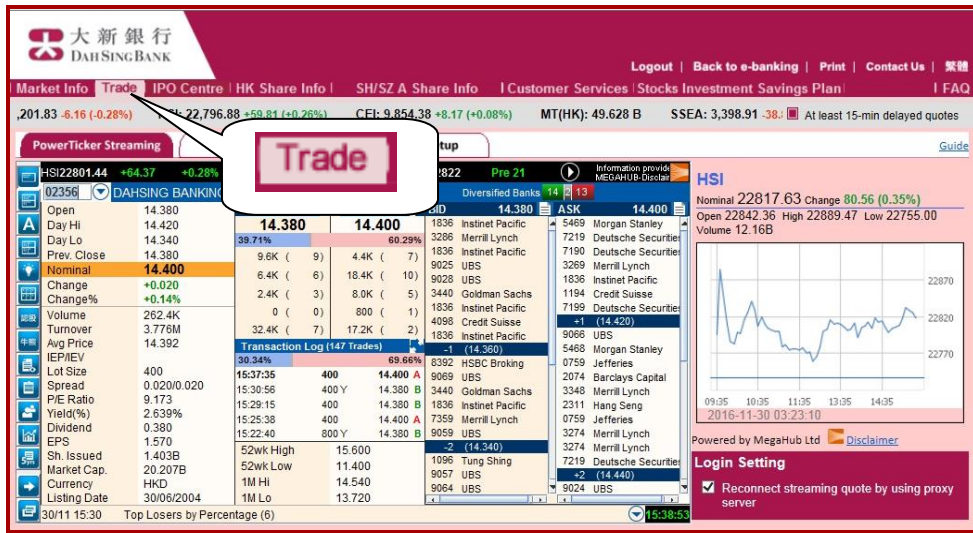


i-Securities Services Guide – Stock Price Information

Log on "Trade"



The screenshot displays the Dah Sing Bank i-Securities Services interface. The 'Trade' button is highlighted with a red box and a callout arrow. The interface shows market information, a list of securities, and a transaction log.

1. Log on to the i-Securities Service
2. Select "Trade"

After the above procedures, you can enjoy different stock quote tools

- Online Real Time Stock Quotes Services* Streaming Stock Quote Service Snapshot Stock Quote Service
- Price Alert Service*
- Stock Portfolio

* The related services are only valid to the customers who have applied for the Online Real Time Stock Quotes Services (including Streaming Stock Quote Service and Snapshot Stock Quote Service. Delayed snapshot stock quote will be displayed for other customers.) For registration, please refer to "Customer Services" Demo.

Use of "Online Real Time Stock Quotes Services - Streaming Stock Quote"

With effect of the Streaming Stock Quote Service,

1. Select "IQ Streaming / PowerTicker Streaming"

2. Input the stock code
After the above procedures, you can check the latest stock price

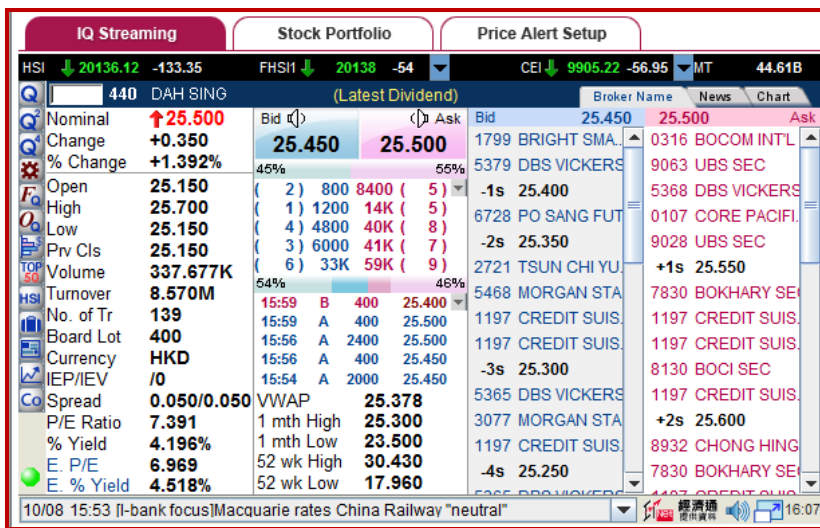


If you would like to enquire Shanghai / Shenzhen A-share stock price, press **A**

Also enter the stock code and you can check the latest Shanghai / Shenzhen A-share stock price

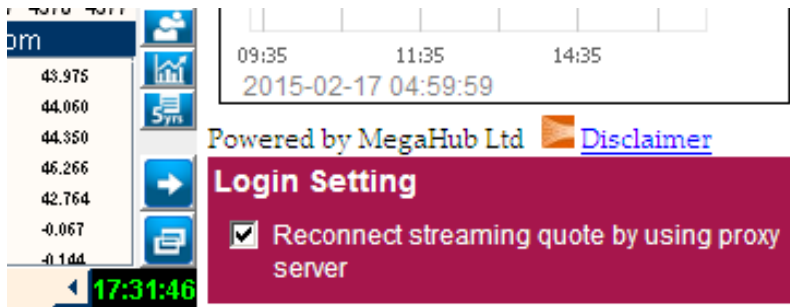


(MegaHub Layout)



(ET Net Layout)

There are two service providers – MegaHub and ET Net. ET Net does not provide Stock Quote Service for Shanghai / Shenzhen A-share. You may register under the appropriate provider. Please refer to "Customer Services" for registration demonstration.

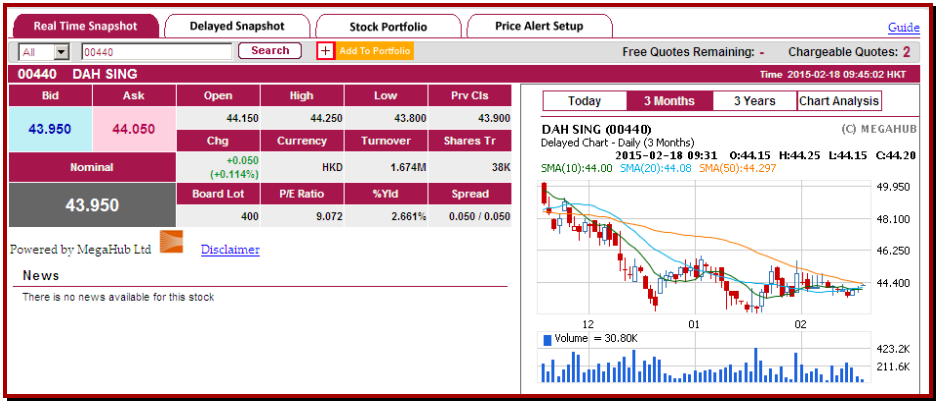


Customers may not be able to access the Streaming Stock Quote Service successfully while using the proxy server. You can try to reconnect the Streaming Stock Quote Service via the proxy server by clicking the check-box under the "Login Setting" located on the right hand side.

For more information about the Streaming Stock Quote Service, please refer to the below websites:

ET Net	Introduction and Demonstration	User Guide	Note: Provided by ET Net Limited
MegaHub	Introduction and Demonstration	User Guide	Note: Provided by MegaHub Limited

Use of "Online Real Time Stock Quotes Services - Snapshot Stock Quote"



1. With effect of the Snapshot Stock Quote Service, select "Real Time Snapshot"
2. Input the stock code
After the above procedures, the real time stock price

(MegaHub Layout)

You can check the number of snapshot stock quotes on the top right hand corner.



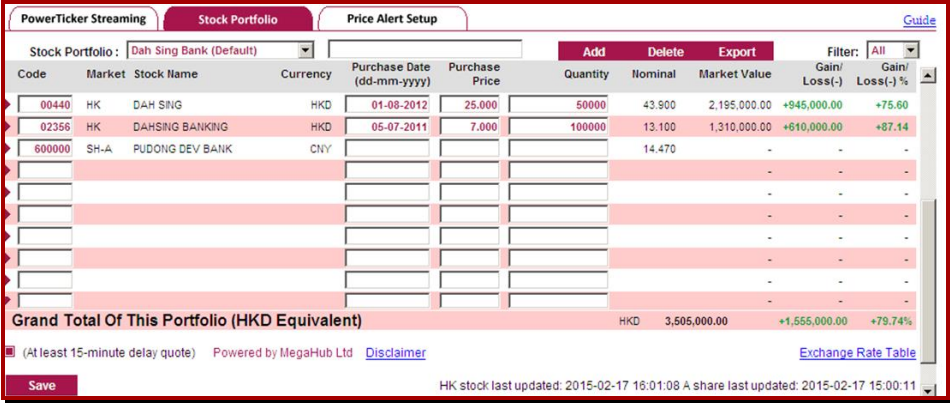
- Clicks Remaining – the free snapshot stock quotes that are not used.
- Chargeable Quotes – the additional snapshot stock quotes after using up all the pre-paid snapshot stock quotes.

(ET Net Layout)

Click "Search" and one snapshot stock quote will be deducted

Use of "Stock Portfolio"

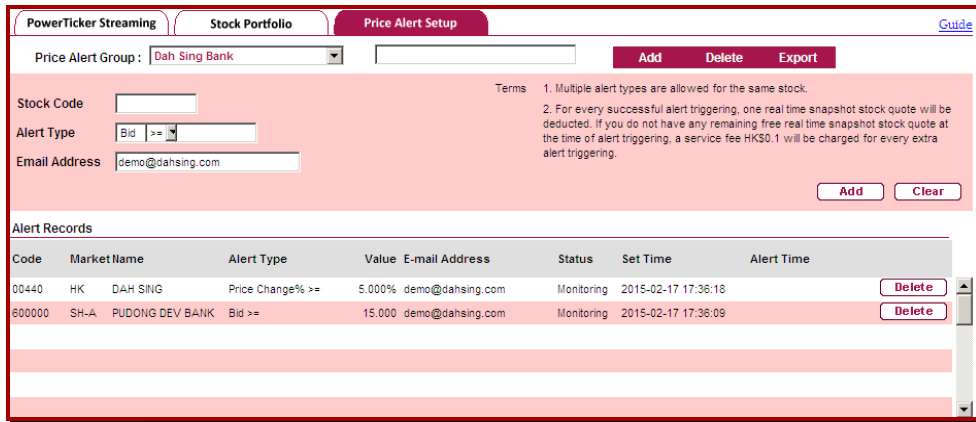
1. Select "Stock Portfolio"
2. Input the stock code
3. Input the corresponding purchase date, purchase price and quantity
4. Click "Update"



Code	Market	Stock Name	Currency	Purchase Date (dd-mm-yyyy)	Purchase Price	Quantity	Nominal	Market Value	Gain/Loss(-)	Gain/Loss(-) %
00440	HK	DAH SING	HKD	01-08-2012	25.000	50000	43.900	2,195,000.00	+845,000.00	+75.60
02356	HK	DAHSING BANKING	HKD	05-07-2011	7.000	100000	13.100	1,310,000.00	+610,000.00	+87.14
600000	SH-A	PUDONG DEV BANK	CNY				14.470	-	-	-
Grand Total Of This Portfolio (HKD Equivalent)							HKD	3,505,000.00	+1,555,000.00	+79.74%

After the above procedures, you can monitor the market information of up to 10 stocks. Besides, with the input of the purchase price and quantity, the "market value" and the "gain / loss" of the designated stocks will be calculated.

Price Alert Setup



Price Alert Group: **Dah Sing Bank**

Stock Code:

Alert Type: **Bid >=**

Email Address: **demo@dahsing.com**

Terms

1. Multiple alert types are allowed for the same stock.
2. For every successful alert triggering, one real time snapshot stock quote will be deducted. If you do not have any remaining free real time snapshot stock quote at the time of alert triggering, a service fee HK\$0.1 will be charged for every extra alert triggering.

Code	Market Name	Alert Type	Value	E-mail Address	Status	Set Time	Alert Time
00440	HK DAH SING	Price Change% >=	5.000%	demo@dahsing.com	Monitoring	2015-02-17 17:36:18	<input type="button" value="Delete"/>
600000	SH-A PUDONG DEV BANK	Bid >=	15.000	demo@dahsing.com	Monitoring	2015-02-17 17:36:09	<input type="button" value="Delete"/>

1. With effect of the "Online Real Time Stock Quotes Services" , select "Price Alert Setup"
2. Input the stock code
3. Select the alert types, including
 - Bid
 - Ask
 - Price Change
 - % Price change
 - Volume
4. Input the stock price or other alert values, for example, the price change (%) or transaction volume etc.
5. Input the email address that you want to receive the alert
6. Click "Add"

During the monitoring period* of the Price Alert Service, the system will send out an email alert once the inputted requirement is reached and 1 snapshot stock quote will be deducted^

* The monitoring period for each trade day is from 9:05 am to 4:05 pm

^ Only applicable to the customers using Snapshot Stock Quote Service.